



Vaagakids.com

Grammar and Language
book -2
Level 2

Author

Vijaya Sarma

ACKNOWLEDGEMENT

This book is dedicated to my late mother Mrs. Parvathy to whom I owe everything I am today. I am eternally grateful to God for bestowing his blessings in all my endeavors. I thank my husband Ganesh without whose support this project would not have been a reality and finally my three kids Archana, Anusha, and Sreeni whose inspiration and motivation saw the launch of "Learn any time anywhere" through Vaagakids.com.

I must also mention everyone who has been involved directly or indirectly in the making of Vaagakids.com. You have come through for me and 'Vaagakids.com' and for that you have my sincere thanks.

Preface

It is important that early learners have a strong foundation. A logical sequence of teaching material is essential to help the learners progress in the desired direction and 21st-century skills are to be nurtured. This book aims at developing the language skills of the learners by moving step by step enabling learners to progress effectively. The concepts are explained with appropriate examples and colorful illustrations to make learning an exciting experience. This book aims at building the communication skills and the confidence of the young learner.



The purpose of this book

Phonics, reading, and writing are components of the language program for 3- to 5-year-olds. These areas are crucial in helping a child build important literacy and communication skills.

The objectives of this level 2 book are to assist learners to

- Gain a thorough understanding of the phonic sounds of each letter of the alphabet.
- Replicate and form both upper- and lower-case letters.
- Identify vowels vs. consonants.
- Spell simple words by sounding out letters and letter combinations.
- Put 2 letters together in order to begin reading and writing.
- Able to read and write basic blends, digraphs and consonant digraphs.
- Recognize age-appropriate sight words.
- Develop phonological awareness and distinguish one letter sound from another.
- Recognize and differentiate initial sounds and also create new words by replacing one letter with another.
- Inculcate good listening skills.
- Read and write simple words/short sentences with the help of pictures and understand them.
- Build their vocabulary and comprehension skills.



About this book -

It is a complete and easily understandable Language book that consists of plenty of writing practice exercises to consolidate learning.

- *This book is ideal for self-study*
- *It is suitable for teachers in classwork or even as reinforcement work.*
- *Another highlight of the book is the addition of four lines WHERE ever writing practice is required*
- *These books are available online and can be downloaded for free.*
- *The hard copy of the book is also available on order*
- *The book has a fresh-looking simple design.*
- *The pictures make it more appealing with hundreds of sentences for practice.*



Book Content

Page No

Unit 1 - Two Letter words	7
Unit 2 -Three Letter words	15
Unit 3 -Consonant blends	33
Unit 4 - Consonant blends and diagraphs	37
Unit 5 -Common CVC words	44
Unit 6 -First 100 Sight Words	47
Unit 7 -Vocabulary Building [1] [Making simple sentences with Sight words]	48
Unit 8. Common four-letter words	92
Unit 9 -Vowels - Long and short vowel sounds	95
Unit 10 - Picture Reading	102
Unit 11 - Read and write	103
Unit 12 - Picture comprehension-The Cat	108
Unit 13 - Picture comprehension The Bug	109
Unit 14 - Picture comprehension My sister	110
Unit 15 - Picture comprehension My Dog	111
Unit 16 - Picture comprehension My Friend	112
Unit 17 -I like and I do not like	114
Unit 18 - About me	115
Unit 19 - Articles- a/an	117
Unit 20 - Punctuation	118
Unit 21 - Reading Comprehensions - Vaati	119
Unit 22 - Reading Comprehensions Uruga	121
Unit 23 - Reading Comprehensions My house	123
Unit 24 - Reading Comprehensions Picture Reading	125
Unit 25 - Reading Comprehensions Solar System	127
<u>Appendix</u>	
Common Blends and Diagraphs	128

UNIT 1

Two-letter words are those few words that we commonly use in conversation. Two-letter words are also vital in understanding the sentence structure.

two letter words - [a]

Write the underlined word in the box provided.

am - I am a girl.

an - This is an apple

as - You can go home as soon as she comes in.

at - She is at school.

am	an	at	as
<hr/> <hr/> <hr/> <hr/>	<hr/> <hr/> <hr/> <hr/>	<hr/> <hr/> <hr/> <hr/>	<hr/> <hr/> <hr/> <hr/>
<hr/> <hr/> <hr/> <hr/>	<hr/> <hr/> <hr/> <hr/>	<hr/> <hr/> <hr/> <hr/>	<hr/> <hr/> <hr/> <hr/>
<hr/> <hr/> <hr/> <hr/>	<hr/> <hr/> <hr/> <hr/>	<hr/> <hr/> <hr/> <hr/>	<hr/> <hr/> <hr/> <hr/>

--	--	--	--

Two letter words - [i]

Write the underlined word in the box provided.

if - If I come soon, we can go to the park.

--

in - The hat is in the cupboard.

--

is - This is my car.

--

it - Is it time to play?

--

if	is	in	it

_____	_____	_____	_____
_____	_____	_____	_____
_____	_____	_____	_____
_____	_____	_____	_____

Two letter words - [o]

Write the in the box provided.

on - The dog is on the table

of - The house is made of mud.

or - You want to come with me or wait for mom.

go - We must go home.

no - No, I cannot come with you.

so - I am so tired, I want to sleep.

do- Do your work.

to- I am going to the bus stop.

On	Of	Or	Go												
<table border="1"><tr><td> </td></tr><tr><td> </td></tr><tr><td> </td></tr></table>				<table border="1"><tr><td> </td></tr><tr><td> </td></tr><tr><td> </td></tr></table>				<table border="1"><tr><td> </td></tr><tr><td> </td></tr><tr><td> </td></tr></table>				<table border="1"><tr><td> </td></tr><tr><td> </td></tr><tr><td> </td></tr></table>			
<table border="1"><tr><td> </td></tr><tr><td> </td></tr><tr><td> </td></tr></table>				<table border="1"><tr><td> </td></tr><tr><td> </td></tr><tr><td> </td></tr></table>				<table border="1"><tr><td> </td></tr><tr><td> </td></tr><tr><td> </td></tr></table>				<table border="1"><tr><td> </td></tr><tr><td> </td></tr><tr><td> </td></tr></table>			
<table border="1"><tr><td> </td></tr><tr><td> </td></tr><tr><td> </td></tr></table>				<table border="1"><tr><td> </td></tr><tr><td> </td></tr><tr><td> </td></tr></table>				<table border="1"><tr><td> </td></tr><tr><td> </td></tr><tr><td> </td></tr></table>				<table border="1"><tr><td> </td></tr><tr><td> </td></tr><tr><td> </td></tr></table>			
<table border="1"><tr><td> </td></tr><tr><td> </td></tr><tr><td> </td></tr></table>				<table border="1"><tr><td> </td></tr><tr><td> </td></tr><tr><td> </td></tr></table>				<table border="1"><tr><td> </td></tr><tr><td> </td></tr><tr><td> </td></tr></table>				<table border="1"><tr><td> </td></tr><tr><td> </td></tr><tr><td> </td></tr></table>			

to	do	so	no												
<table border="1"><tr><td> </td></tr><tr><td> </td></tr><tr><td> </td></tr></table>				<table border="1"><tr><td> </td></tr><tr><td> </td></tr><tr><td> </td></tr></table>				<table border="1"><tr><td> </td></tr><tr><td> </td></tr><tr><td> </td></tr></table>				<table border="1"><tr><td> </td></tr><tr><td> </td></tr><tr><td> </td></tr></table>			
<table border="1"><tr><td> </td></tr><tr><td> </td></tr><tr><td> </td></tr></table>				<table border="1"><tr><td> </td></tr><tr><td> </td></tr><tr><td> </td></tr></table>				<table border="1"><tr><td> </td></tr><tr><td> </td></tr><tr><td> </td></tr></table>				<table border="1"><tr><td> </td></tr><tr><td> </td></tr><tr><td> </td></tr></table>			
<table border="1"><tr><td> </td></tr><tr><td> </td></tr><tr><td> </td></tr></table>				<table border="1"><tr><td> </td></tr><tr><td> </td></tr><tr><td> </td></tr></table>				<table border="1"><tr><td> </td></tr><tr><td> </td></tr><tr><td> </td></tr></table>				<table border="1"><tr><td> </td></tr><tr><td> </td></tr><tr><td> </td></tr></table>			
<table border="1"><tr><td> </td></tr><tr><td> </td></tr><tr><td> </td></tr></table>				<table border="1"><tr><td> </td></tr><tr><td> </td></tr><tr><td> </td></tr></table>				<table border="1"><tr><td> </td></tr><tr><td> </td></tr><tr><td> </td></tr></table>				<table border="1"><tr><td> </td></tr><tr><td> </td></tr><tr><td> </td></tr></table>			

Two letter words - [u]

up - Get up.



us - Come, play with us.



up	us	up	us

Two letter words - [y]

my-My pen is on the table.



y - Pass by my house this noon.



My	By	My	by

Two letter words - [e]

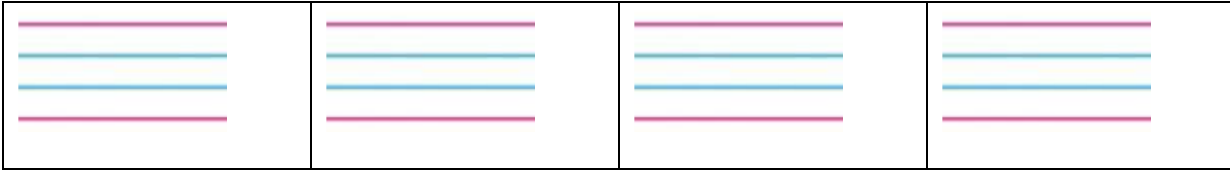
he - ~~He~~ is my pal.

me - Come with me.

be - Be with my cat.

we - We are sisters.

he	me	be	we



Two letter Words - Read aloud


am	do	it	to
an	go	me	or
as	he	my	so
at	is	no	up
be	in	of	us
by	if	on	we

Unit 2 - Three Letter Words

An important stage in learning to read is the mastery of three letter words

at	cat
at	bat
at	fat
at	hat
at	mat
at	rat

Practice here.




Handwriting practice lines	Handwriting practice lines	Handwriting practice lines	Handwriting practice lines
Handwriting practice lines	Handwriting practice lines	Handwriting practice lines	Handwriting practice lines
Handwriting practice lines	Handwriting practice lines	Handwriting practice lines	Handwriting practice lines
Handwriting practice lines	Handwriting practice lines	Handwriting practice lines	Handwriting practice lines
Handwriting practice lines	Handwriting practice lines	Handwriting practice lines	Handwriting practice lines
Handwriting practice lines	Handwriting practice lines	Handwriting practice lines	Handwriting practice lines

an words





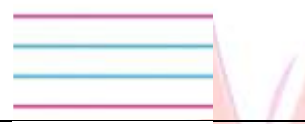



















an	ban
an	can
an	fan
an	man
an	pan
an	van

Practice here .



ap words

ap	cap
ap	lap
ap	map
ap	nap
ap	tap
ap	rap

ag words









ag	bag
ag	tag
ag	rag

ad words

ad	dad
ad	lad
ad	pad
ad	mad

as words

as	has
as	was

am words

am	dam
am	ham
am	jam
am	ram
am	yam

en words

en	den
en	hen
en	men
en	pen
en	ten

et words

et	bet
et	get
et	jet
et	met
et	net
et	pet
et	set
et	wet
et	yet

Handwriting practice lines	Handwriting practice lines	Handwriting practice lines	Handwriting practice lines
Handwriting practice lines	Handwriting practice lines	Handwriting practice lines	Handwriting practice lines
Handwriting practice lines	Handwriting practice lines	Handwriting practice lines	Handwriting practice lines
Handwriting practice lines	Handwriting practice lines	Handwriting practice lines	Handwriting practice lines
Handwriting practice lines	Handwriting practice lines	Handwriting practice lines	Handwriting practice lines
Handwriting practice lines	Handwriting practice lines	Handwriting practice lines	Handwriting practice lines
Handwriting practice lines	Handwriting practice lines	Handwriting practice lines	Handwriting practice lines
Handwriting practice lines	Handwriting practice lines	Handwriting practice lines	Handwriting practice lines



eg words

eg	beg
eg	keg
eg	leg
eg	peg

Handwriting practice lines	Handwriting practice lines	Handwriting practice lines	Handwriting practice lines
Handwriting practice lines	Handwriting practice lines	Handwriting practice lines	Handwriting practice lines

_____	_____	_____	_____
_____	_____	_____	_____
_____	_____	_____	_____
_____	_____	_____	_____

ed words

ed	bed
ed	fed
ed	ked
ed	wed

_____	_____	_____	_____
_____	_____	_____	_____
_____	_____	_____	_____
_____	_____	_____	_____

it words

it	bit
it	fit
it	hit
it	kit
it	lit
it	pit

it	sit
it	wit

ib words

ib	bib
ib	nib

--	--	--	--

--	--	--	--

in words

in	bin
in	fin
in	gin
in	pin
in	sin
in	tin
in	win

ig words

ig	big
ig	dig
ig	fig
ig	pig
ig	wig

id words

id	bid
id	rid
id	kid
id	rid

--	--	--	--

og
words

og	dog
og	fog
og	jog
og	log



ot words

ot	cot
ot	dot
ot	hot
ot	pot

ot	not
ot	rot

op words

op	cop
op	mop
op	top
op	cop















oy words

oy	boy
oy	toy
oy	joy

ee words

ee	bee
ee	see
ee	fee



ox words

ox	box
ox	fox

ob words

ob	cob
ob	sob

od / ud words

od	cod
od	pod
od	rod
od	nod
ud	bud
ud	mud

us words

us	bus
----	-----

--	--	--	--

ut word


ut	but
ut	cut
ut	nut
ut	put

_____	_____	_____	_____
_____	_____	_____	_____
_____	_____	_____	_____
_____	_____	_____	_____

up words

up	cup
up	pup

_____	_____	_____	_____
_____	_____	_____	_____



Unit 3 - Consonant Blends

A consonant blend is when two or more consonants are blended together, but each sound may be heard in the blend.

The most common beginning consonant blends include: bl, br, cl, cr, dr, fr, tr, fl, gl, gr, pl, pr, sl, sm, sp and st

Blends can also occur at the end of words as in the word "last".

CONSONANT BLENDS

bl				
black				
blue				
blow				
bl				
bl				
bl				

cl				
clap				
clay				
climb				
cl				
cl				
cl				

fl				
flap				
flaw				
fl				

fl				
----	--	--	--	--

gl				
glad				
glue				
gl				
gl				

pl				
plum				
play				

pl				
pl				

sl				
slow				
slap				
sl				
sl				

Unit 4. Consonant blends and diagraphs

There are also blends which contain three consonants. Common three consonant blends include: str, spl, and spr.





































str				
strap				
string				
str				
str				
str				


























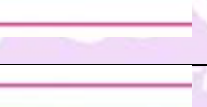
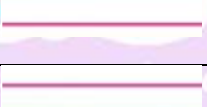









spl				
splendid				
splash				


























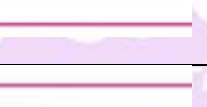
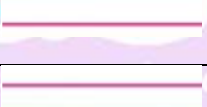









spl				
spl				
spl				

spr				
spring				
sprain				
spr				
spr				
spr				





































Consonant digraphs are two or more consonants that, together, represent one sound. For example, the consonants "p" and "h" form the grapheme ph that can represent the /f/ sound in words such as "nephew" and "phone."

sh				
show				
sheep				
bush				
sh				
sh				
sh				
sh				
sh				

th				
thank				
that				
thirsty				
th				
th				
th				
th				
th				

wh				
what				
whale				
when				
wh				
wh				
wh				
wh				
wh				

ph				
phone				
photo				
graph				
ph				
ph				
ph				
ph				
ph				

ch				
chat				
chair				
church				
ch				
ch				
ch				
ch				
ch				

Unit 5 . COMMON CVC WORDS

Read and Write.

cab		dam		bed		big		cab		cub	
dab		ham		fed		dig		gob		hub	
jab		jam		led		fig		job		rub	
lab		ram		red		jig		lob		sub	
tab		ban		wed		pig		mob		tub	
bad		can		den		rig		rob		gum	
dad		fan		hen		wig		sob		hum	
had		man		men		dim		cog		mum	
lad		pan		pen		him		dog		sum	
pad		ran		ten		rim		fog		bun	
sad		tan		beg		bin		hog		fun	

tad		van		leg		fin		jog		gun	
bag		cap		peg		pin		log		nun	
gag		gap		bet		tin		cop		run	
lag		lap		jet		win		hop		sun	
nag		map		let		dip		mop		cut	
rag		nap		met		hip		pop		but	
sag		rap		net		rip		top		nut	
tag		sap		pet		sip		cot		hut	
wag		tap		set		tip		dot		rut	
		bat		vet		bit		hot			
		cat		wet		fit		lot			
		fat		yet		hit		not			
		hat				kit		pot			

		mat				lit		rot			
		pat				pit					
		sat				sit					
						wit					



Unit 6 - FIRST 100 SIGHT WORDS

Sight words are words that appear frequently in most of the text people read, but can't easily be sounded out. Learning them helps children become more confident readers

I	you	for	help	six	brown	an	boy	all	how
can	do	have	too	eight	red	big	as	his	made
the	my	of	has	four	green	if	or	first	many
we	are	they	play	ten	white	no	girl	get	more
see	he	said	look	two	yellow	had	into	her	make
a	with	want	where	nine	blue	at	down	out	when
like	is	here	good	one	black	not	but	will	your
to	little	me	who	three	orange	yes	up	by	would
and	she	this	come	five	pink	in	am	be	there
go	was	what	does	seven	purple	on	that	from	were

Unit 7 -Vocabulary Building [1] [Making simple sentences with Sight words]

Simple sentences with sight words. Read them three times each and make your own new sentence in the space provided.

I - I am a girl.

Can - I can run fast.

The - The cat is on the mat.

We -We can hop.

See - Can you see the flag.

A - They have a pet dog.

Like - Do you like popcorn?

To - I will come to school today.

And - The pens and the books are in the bag.

Go - We shall go to the park soon.







You - Can you come home?

Do - He will do his home-work now.

My - My mom is at work.

Are - They are dancing in the hall.

He - He has a blue car.

With - She is coming with her sister.

Is - That is my house.

Little - Her little cat is cute.

She - She went to the market with her mom.

Was - I was sleeping when you came home.







For - This bat is for you .

Have - I have three yellow pens.

Of - The table is made of wood.

They - They are sitting on the bench.

Said - She said that she will be going inside the tent.

Want - I want to eat ice cream.

Here - Can you come here?

Me - Will you share your toys with me?

This - This is my favorite toy.

What - What did you eat for lunch?







Help - I need help with this puzzle.

Too - May I come along with you too

Has - Dad has come home.

Play - She will play with her doll.

Look- - Can you look here please.

Where= Where did you go to buy the car?

Good - These apples are good.

Who - Who is joining me to the zoo?

Come - I will come to your house today.

Does - What does the bird love to eat?







Six - I have six pens.

Eight - They are eight in that class.

Four - Will you give me four bats.

Ten - I have ten fingers.

Two - She has two ears.

Nine - There are nine eggs in that basket.

One - She has one dog and two cats at home.

Three - I have three sisters.

Five - There are five monkeys in that cage.

Seven - I am going to my visit my grand mom for seven days







An- An apple is on the table.

Big - I live in a big house.

If - If I am well, I shall come to school tomorrow.

No- No, No Please don't come near me.

Had- I had a bad cold yesterday .

At - Look at them.

Not -Do not step into that room.

Yes - Is yes, your answer to my question.

In - What is in the bag?

On - The mouse is sitting on the back of the Lion.







As- Sit as close to her as you can.

Or- Do you want a cake or a toffee.

Girl - A small girl is sitting beside me.

Into - Get into the bus.

Down - Come down!

But - I will come to play with you, but I will start the game.

Up - Stand up!

Am - I am eight years old.

That - That is my little turtle.







How - How are you?

Made - This mixed juice is made by my mom.

Many - He has many friends.

More - Can I have some more water?

Make - Will you make tea for me?

When - when did you come?

Your - Where is your shoe? Time Any Where

Would - Would you like to join me for the game!

There - There are four holes in a carrom board.

Were - they were dancing in the rain.







All - Can all of you come to the ground?

His - He is searching for his watch.

First - She stood first in the race.

Get- Can you get her to the class.

Her - I am her sister.

Out - Can you get the cat out of the room.

Will - will you come with me to the picnic.

By - Please stand by me when the train arrives.

Be - Be quiet said Dad.

From - She is from the next class.







All - Can all of you come to the ground?

His - He is searching for his watch.

First - She stood first in the race.

Get- Can you get her to the class.

Her - I am her sister.

Out - Can you get the cat out of the room.

Will - will you come with me to the picnic.

By - Please stand by me when the train arrives.

Be - Be quiet said Dad.

From - She is from the next class.







Brown – The mud is brown.

Red – She has a red hat.

Green – The grass is very green here.

White – My dad has a white coat.

Yellow – The baby is wearing a yellow frock.

Blue – Will you give me your blue toy car.?

Black – My dad has black hair.

Orange – She has painted her gate in orange color.

Pink – Their caps are all pink in color.

Purple – He has a purple cycle.







Unit 8. Common four-letter words

The most common four-letter words are:

love	good	true	give	care
life	play	best	wise	hope
near	ring	wolf	goat	fish
king	tree	time	sing	star
city	duck	film	lion	pain
rain	ball	fire	wood	cake
room	dark	leaf	math	goat
boat	ship	pear	gate	snow
book	zero	town	card	play
work	moon	nine	blue	land
hard	rose	home	girl	bird

Read them three times and write it once in the space provided.





Unit 9. Vowels Long and short vowel sounds

A vowel is a sound that is made by allowing breath to flow out of the mouth without closing any part of the mouth or throat.

5 vowels are

a

e

i

o

u

Short and long vowel sounds.

The short vowels can represent by a curved symbol above the vowel: ă, ě, ĭ, ȝ, ŷ.

the long vowels can be represented by a horizontal line above the vowel: ā, ē, ī, ō, ū.

Short a	Long a				
pan	Pain				
can	cane				
back	bake				
sack	sake				
mat	mate				

Short e	Long e				
bet	beat				
fell	feel				
bed	bead				
led	lead				
sell	seal				

Short i	Long i				
hid	hide				
kit	kite				
win	wine				
quit	quite				

rip	ripe				
-----	------	--	--	--	--

Short o	Long o				
Bot	boat				
Not	note				
mop	mope				
Rod	rode				
Nod	node				










Short u	Long u				
Cut	cute				
Tub	tube				
Duck	duke				


Us	use				
Luck	lute				





















Unit 10 . Vocabulary building [2]




Write four words beginning with each letter.










Letter a	Letter b	Letter c
		
		
		










Letter d	Letter e	Letter f
		
		
		


Letter g	Letter h	Letter i
		
		
		







Letter j	Letter k	Letter l
		
		
		

Letter m	Letter n	Letter o
		
		
		

Letter p	Letter q	Letter r
		
		
		

Letter s	Letter t	Letter u
		
		
		

Letter v	Letter w	Letter x
		
		
		

Letter y	Letter z
	
	
	

Unit 10. PICTURE READING

Fill in the blanks from this word block.

[girl, boy, house, family, toys, five]

1. I am a .
2. This is my .
3. I am years old.
4. I live with my .
5. I have many .



Draw your own picture here.

Unit 11 Read and write

1. I can see a cat

2. This is my book.

3. The rat is on the mat.

4. I love my sister.

5. May I come in?

6. A crow is on the tree.

Handwriting practice lines for sentence 6.

7. The little girl has a green car.

Handwriting practice lines for sentence 7.

8. Five people are inside the bus.

Handwriting practice lines for sentence 8.


9. It is a grey pot.

Handwriting practice lines for sentence 9.


10. My dad goes to work.

Handwriting practice lines for sentence 10.

11. Here is my bag.

Three horizontal lines for handwriting practice: a top pink line, a middle blue line, and a bottom pink line.


12. I like to eat ice-cream.

Three horizontal lines for handwriting practice: a top pink line, a middle blue line, and a bottom pink line. A faint illustration of a child's face is visible in the background.

13. They have two pens each.

Three horizontal lines for handwriting practice: a top pink line, a middle blue line, and a bottom pink line. The word 'Vaagaa' is written in large, colorful letters in the background.

14. It is their ball.

Three horizontal lines for handwriting practice: a top pink line, a middle blue line, and a bottom pink line. The word 'Kids' is written in large, colorful letters in the background.

15. The car is out of gas.

Three horizontal lines for handwriting practice: a top pink line, a middle blue line, and a bottom pink line.

16. He will slip from the cup.

17. Thet must go now.

18. Tigers have stripes.

19. Is this your net.

20. My pet likes to get wet.

Will you fill my can?

21. The big mug is full of water.



Unit 12 - The Cat

PICTURE COMPREHENSION


The cat

The cat is on the mat

It is a red big mat.

There is a fish near the mat

The name of the cat is Pat.



Q1. Where is the cat?

Q2. Is there a rat on the mat?

Q3. Who sat on the mat?

Unit 13. The Bug

This is a bug

The bug is on the rug

Lam wants to hug the bug

The bug just wants to snug.



Q1. Fill in the gaps.

The bug is on the .

Q2. Who wants to hug the bug?

Q3. What does the bug want?

Unit 14- My sister

This is my little sister

Her name is Pip.

Can Pip sip?

Pip can dip.

Pip put her lip to the tip.

Pip can sip.



Fill in the blanks.

1. Pip can _____ and _____.

2. Pip put her _____ to the tip.

Unit 15- My dog



My dog

My name is Jet.

This is my pet dog.

Her name is Milo.

Milo has black hair.

I take Milo for walk.

Milo is a big and strong dog.

Milo likes to kick the ball and play in the park.

If Milo is sick, I take him to the Vet.

Q1. What is the Dog's name?

Q2. What color hair does Milo have?

- a. White b. Brown c. Red d Black

Q3. Milo is a _____ and _____ dog [small, big, strong, weak]

Q4. Milo loves to ----- in the park. He loves to _____ the ball too.

Q5. Where does Jet take Milo to when Milo is sick?

Unit 16. My Friend

My friend

I am Matu.

This is Seta.

He is my best friend.

He lives close to my house.

We go to school together.

He likes to play football.

He has a dog named Mana.

We enjoy playing together with
Mana.



Q1. What is the name of your best friend?

Q2. Do Seta and Matu live close to each other?

a. Yes b. No

Q3. The dog is called _____.

Q4. Can you give me rhyming word for?

A. Dog,

Handwriting practice lines for the answer 'A. Dog,'.

Blank handwriting practice lines.

B. My

Q5. What is your best friends' name?

Handwriting practice lines for the answer to Q5.



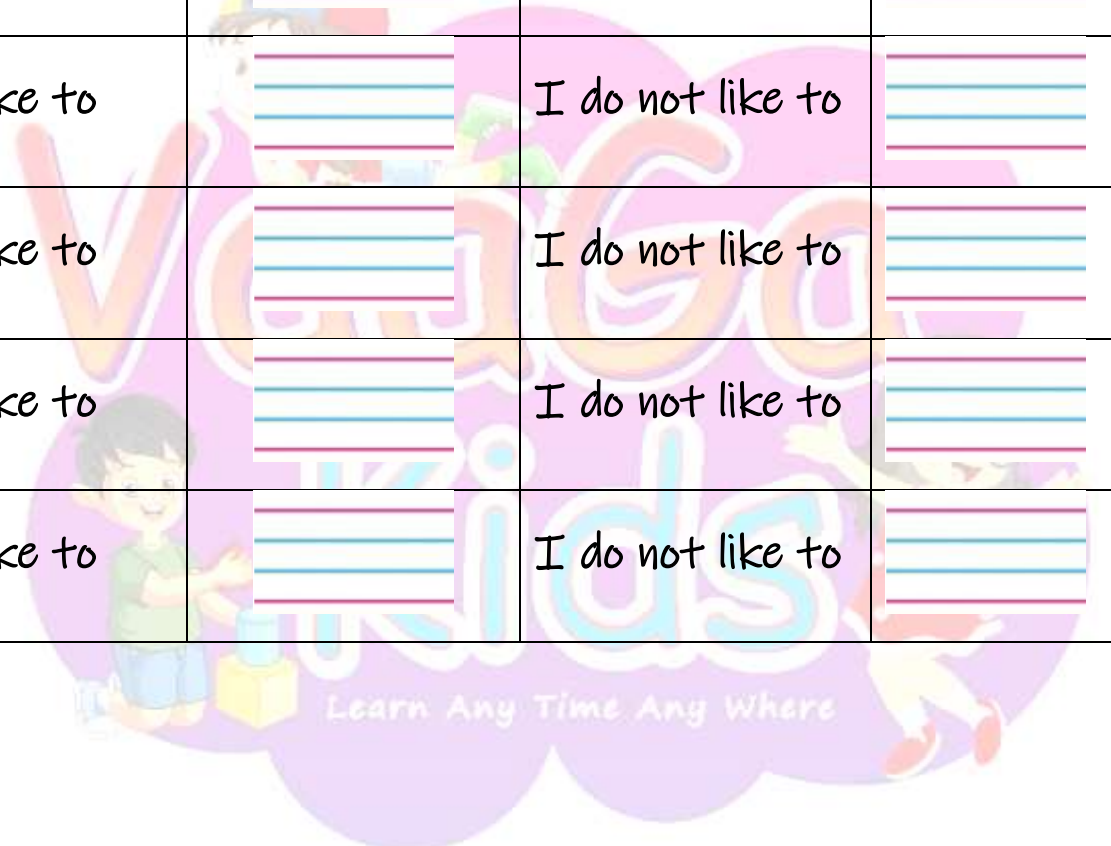
Unit 17- I like and do not like to

Can you fill in the below list of what you like and do not like.

I like to *eat ice cream*

I do not like *to eat carrots.*

I like to		I do not like to	
I like to		I do not like to	
I like to		I do not like to	
I like to		I do not like to	
I like to		I do not like to	



Unit 18- About me



My name is

I like to play

My favorite colors are



My favorite fruit is

My favorite breakfast is

I like to wear

My favorite game is



Unit 19 Articles -a or an

The two indefinite articles in English are *a* and *an*. The indefinite article *an* is used to make pronunciation easier when reading a text aloud. The general rule is to use *a* when the indefinite article precedes a word beginning with a consonant sound and *an* when it precedes a word starting with a vowel sound.

E.g.

A book

An apple

An elephant

A lamp

Fill in the blanks:

1. ___ orange.
2. ___ flower.
3. ___ van.
4. ___ kite.
5. ___ bee.
6. ___ cake.
7. ___ Igloo
8. ___ tree
9. ___ fish
10. ___ car

Ex 1 - Article sentences. Insert a or an.

1. It is _____ elephant.
2. It is _____ dog.
3. This is _____ den.
4. That is _____ apple.
5. This is _____ pumpkin.
6. Can you tell me _____ story?
7. She has _____ umbrella.
8. I ate _____ ice cream.
9. I saw _____ snake.
10. _____ egg is oval in shape.

Unit 20- Punctuation

Capital and full stop.

Capital case is used for all names, names of places [proper nouns], Days, months, holidays, at the beginning of a sentence and for i [I]

A full stop is used at the end of a sentence.

Eg-

Yesterday, Tim I came home.

My mom and dad are going to pick me up every Monday.

Exercise 1 Put the capital letter and full stop wherever required.

1. the cat is on the mat
2. the mice were sad
3. my dog likes to run
4. i am five years old
5. my dad drives a red car
6. the car was speeding
7. i have seven trucks to play with
8. she is going for a walk
9. my dad is at work
10. her sister has red hair

Unit 21 Small reading passage 1 - Vaati

Passage one



This is Vaati.

She is six years old.

She lives with her grandma in a small house.

She loves to play with dolls.

Vaati goes to a big school.

She has a dog.

The name of the dog is Ruo.

Ruo and Vaati go to the park to play.

Vaati has a pet cat too.

His name is Loup.

Answer the following questions

1. How old is Vaati?

2. With whom does she live?

3. Does Vati live with her parents?

4. Vati goes to a small school: Yes No

6. How many pets does Vaati have?

Handwriting practice lines for question 6, consisting of four horizontal lines (two blue outer lines and two red inner lines).

7. What are the pets she has?

Handwriting practice lines for question 7, consisting of four horizontal lines (two blue outer lines and two red inner lines).

8. What is the name of her dog?

Handwriting practice lines for question 8, consisting of four horizontal lines (two blue outer lines and two red inner lines).

9. What is the name of her cat?

Handwriting practice lines for question 9, consisting of four horizontal lines (two blue outer lines and two red inner lines).

10. If you had a pet what would it be. Can you draw it in the block beside?

Handwriting practice lines for question 10, consisting of four horizontal lines (two blue outer lines and two red inner lines).

1.

Unit 2.2 Small reading passage 2 - Uruga

Passage two.

This is Uruga, Yana and Orpi

They are best friends. They go to the same school.

Uruga has black curly hair.

Yana wears spectacles

Orpi has big round eyes.

Uruga carries a red bag to school.

Yana takes a ball to school every day and Orpi wears white shoes most of the time.

Yana and Uruga are 8 years old while Orpi is 9 years old.

They love each other a lot.

Write about your friends in the following page.

Handwriting practice lines consisting of alternating blue and red horizontal lines.



Unit 23 Small reading passage 3 - My house

My House

This is my house.

My house is the last house in my Village.

My house has got 5 bed rooms.

One for my parents, one for me and one for my elder brother.

The other two bed rooms are for guests.

The kitchen and the drawing rooms are big.

There is a backyard that has many veggie plants growing in.

The fence of the house is white in color and we have a beautiful iron gate at the entrance.

Can you say a few sentences about your house?

Handwriting practice lines consisting of alternating blue and red horizontal lines. A large, faint watermark for 'Vaag Kids' is visible in the background, featuring the text 'Vaag Kids' in a stylized font and the tagline 'Learn Any Time Any Where' below it. The watermark also includes illustrations of a boy and a girl.



Unit 2.4 Small reading passage 4 – See and answer



1. What is the boy looking at?

What color shoes is the boy wearing?

How many red flowers are there in the picture?


What color is the sky?

Is the grass green?

Can you name another flower that is yellow in color?



Unit 25 Small reading passage 5- Solar system



This is the picture of our solar System

The first yellow color ball is a called the _____

Just close to the sun is the _____. Venus is called the morning star. It is in between the Mercury and the Earth.

The Blue planet is called the _____.

The largest planet is called _____.

The planets next to Jupiter is called _____. After Saturn one can see the _____ and lastly the _____.

Which planet do you live in? _____

Can you try drawing a solar system?

APPENDIX

COMMON BLENDS AND DIAPHRASMS

bl	br				
cl	cr				
dr					
fl	fr				
gl	gr				
pl	pr				
sk	sm	sn	st	sw	sl
spl	scr	sc	spr	str	sp
tr	tw				
sh	ch	th	wh	ph	



Over to book Three

Vaagakids@gmail.com